

GLEAM FABMAT LIMITED

CIN: U28999DL2018PLC335610

A HOUSE OF ALUMINIUM SHEET COILS , EXTRUDED PROFILES , ETC

30th May, 2019

BSE Limited

Corporate Relationship Department
1st Floor, New Trading Ring,
PJ Towers, Dalal Street,
Fort, Mumbai - 400 001
Fax: 022-22722061/41/39/37

Company Code: 542477

Sub: Outcome of Board Meeting

Dear Sir,

The Board of Directors of the Company in its meeting held today has approved:


1. The Financial Results of the Company for the Financial Year ended March 31, 2019.
Please find enclosed a Statement containing Audited Financial Results for the Financial Year ended on March 31, 2019 duly reviewed by the Audit Committee and approved by the Board and signed by the Managing Director of the Company along with the copy of Auditors' Report.

You are requested to kindly take the same on record and inform all concerned.

Thanking You.

Yours faithfully,
For **Gleam Fabmat Limited**

Amit Gupta
Managing Director



5504/15 , BASTI HARPHOOL SINGH, SADAR THANA ROAD, DELHI- 110006

CONTACT US: 9555934646, 9899934646

EMAIL US AT : INFO@GFL.ORG.IN

WEBSITE: WWW.GFL.ORG.IN


STATEMENT OF AUDITED FINANCIAL RESULTS FOR THE HALF YEAR AND YEAR ENDED 31ST MARCH, 2019

(Rupees in Lakhs except EPS)

Sr. No.	Particulars	Half Year Ended		Year Ended
		Audited 31-Mar-19	Unaudited 30-Sep-18	Audited 31-Mar-19
1	Revenue:			
	(a) Revenue from Operations	2,442.56	1,022.22	3,464.78
	(b) Other Income	-	-	-
	Total revenue	2,442.56	1,022.22	3,464.78
2	Expenses			
	(a) Purchase of stock in trade	2,323.38	1,112.12	3,435.50
	(b) Changes in Inventory	35.07	(132.41)	(97.33)
	(a) Employee benefits expenses	17.93	8.34	26.27
	(b) Finance Costs	34.52	2.28	36.79
	(c) Depreciation and amortisation expense	2.06	0.27	2.33
	(d) Other expenses	60.86	3.35	64.21
	Total expenses	2,473.81	993.95	3,467.76
3	Profit / (Loss) from Ordinary Activities before Exceptional Items (1-2)	(31.25)	28.27	(2.98)
4	Exceptional items	-	-	-
5	Profit / (Loss) from Ordinary Activities before tax (3+4)	(31.25)	28.27	(2.98)
6	Tax Expense			
	(a) Current Year	(4.40)	(6.70)	(11.10)
	(b) Deferred Tax Liability/ (Asset)	10.42	(0.58)	9.84
	Total Tax Expenses (a+b+c)	6.02	(7.28)	(1.26)
7	Net Profit/Loss for the period from continuing operations (5-6)	(25.23)	20.99	(4.24)
8	Profit/(loss) from discontinuing operations	-	-	-
9	Tax expense of discontinuing operations	-	-	-
10	Profit/(loss) from discontinuing operations (after tax) (8-9)	-	-	-
	Profit (Loss) for the period (7+10)	(25.23)	20.99	(4.24)
11	Paid-up equity share capital (Face Value of Rs. 10/- each)	1,001.80	128.80	1,001.80
12	Reserve excluding Revaluation Reserves as per Balance Sheet of Previous Accounting Year	(4.24)	(20.99)	(4.24)
10	Earning Per Share (before extraordinary items)			
	Basic	(0.01)	1.63	(0.04)
	Diluted	(0.01)	1.63	(0.04)

- The above audited financial results for the half year and year ended 31 March, 2019 have been Reviewed by the Audit Committee and approved by the Board of Directors at the board meeting held on May 30, 2019.
- The statutory auditors have carried out audit on the above results for year ended March 31 2019. However, the management has exercised necessary due diligence to ensure that the financial results provided true and fair view of its affairs
- The Company is engaged in two business segment i.e Metals and Fabrics only.

For Gleam Fabmat Limited



Amit Gupta
Managing Director

DIN: 03038181

Date: May 30th, 2019

Place: New Delhi

Audited Balance Sheet of Gleam Fabmat Limited


STATEMENT OF ASSETS AND LIABILITIES

(Rupees in Lakhs except EPS)

Particulars		
	As at 31 March, 2019	As at 30 Sep, 2018
	Audited	UnAudited
EQUITY AND LIABILITIES		
Shareholders' funds		
(a) Equity Share Capital	1,001.80	128.80
(b) Reserve and Surplus	(4.24)	20.99
Sub-Total - Shareholder's Funds	997.56	149.79
LIABILITIES		
Non Current Liabilities		
(a) Long Term Borrowings	74.77	247.92
(b) Deferred Tax Liabilities (net)	-	0.58
(c) Other long term liabilities	-	-
(d) Long term provisions	-	-
Total Non Current Liabilities	74.77	248.49
Current Liabilities		
(a) Short term Borrowings	170.29	147.50
(b) Trade payables	646.82	812.94
(c) Other Current Liabilities	254.17	154.56
(c) Short term provisions	-	6.70
Total Current Liabilities	1,071.28	1,121.70
TOTAL - EQUITY AND LIABILITIES	2,143.62	1,519.99
ASSETS		
Non - Current Assets		
(a) Fixed assets		
(i) Tangible assets	29.65	31.40
(ii) Intangible assets	-	-
(b) Non current investments	-	-
(c) Deferred tax assets (net)	9.84	-
(d) Long term loans and advances	-	-
(e) Other Non-Current Assets	-	-
Total - Non Current Assets	39.49	31.40
Current Assets		
(a) Current Investments	-	-
(b) Inventories	97.33	132.41
(c) Trade Receivables	1,138.45	1,306.29
(d) Cash and cash equivalents	9.69	20.33
(e) Short term loans and advances	-	-
(f) Other Current Assets	858.65	29.56
Total - Current Assets	2,104.13	1,488.59
TOTAL ASSETS	2,143.62	1,519.99

For Gleam Fabmat Limited

Amit Gupta
Managing Director



Date: May 30th, 2019

Place: New Delhi



Independent Auditor's Report on Financial Results of the Company Pursuant to the Regulation 33 of the SEBI (Listing Obligations and Disclosure Requirements) Regulations, 2015

To Board of Directors of
GLEAM FABMAT LIMITED
CIN: U28999DL2018PLC335610

We have audited the financial results of **Gleam Fabmat Limited** for the half year and financial year ended March 31, 2019, being submitted by the company pursuant to the requirement of Regulation 33 of the SEBI (Listing Obligations and Disclosure Requirements) Regulations, 2015. These financial results are based on the financial statements for the year ended 31st March, 2019, which are the responsibility of the management. Our responsibility is to express an opinion on these financial results based on our audit of the financial statements for the year ended 31st March, 2019, prepared in accordance with the accounting principles generally accepted in India under Section 133 of the Companies Act, 2013 read with relevant rules issued there under; as applicable and approved by the Board of Directors of the Company.

We conducted our audit in accordance with the auditing standards generally accepted in India. Those standards require that we plan and perform the audit to obtain reasonable assurance about whether the financial results are free of material misstatement(s). An audit includes examining, on a test basis, evidence supporting the amounts disclosed as financial results. An audit also includes assessing the accounting principles used and significant estimates made by management. We believe that our audit provides a reasonable basis for our opinion.

In our opinion and to the best of our information and according to the explanations given to us these financial results:

- (i) are presented in accordance with the requirements of Regulation 33 of the SEBI (Listing Obligations and Disclosure Requirements) Regulations, 2015 in this regard; and
- (ii) give a true and fair view of the net profit and other financial information in conformity with the accounting principles generally accepted in India for the year ended March 31, 2019.

FOR V. N PUROHIT & CO.
Chartered Accountants
Firm regn. 304040E

O.P. Pareek
Partner
M .No. 014238



Date: 30th May, 2019
Place: Delhi